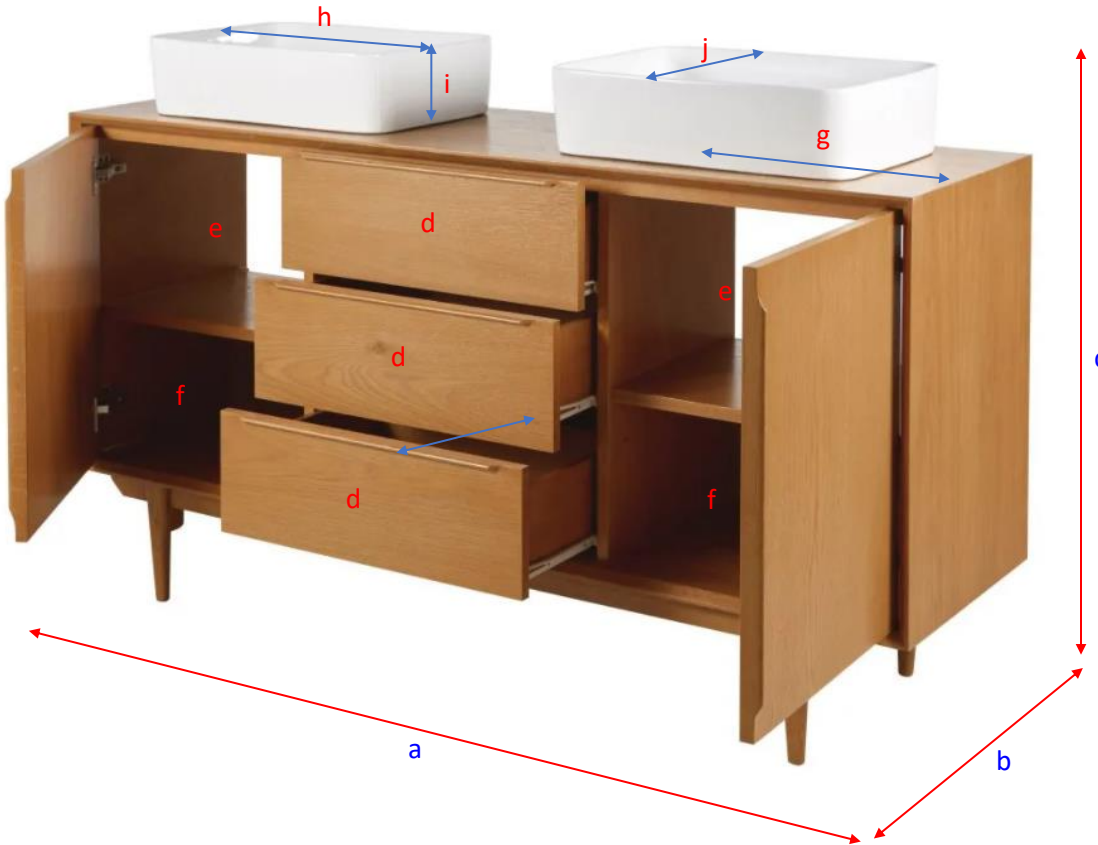
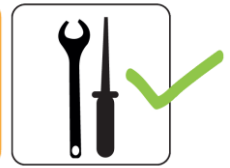


PORTOBELLO

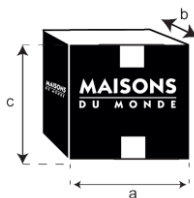
198948



a = 150 cm
b = 48 cm
c = 93 cm

d = 47x33x14 cm
e = 41x33x31 cm
f = 41x33x23 cm

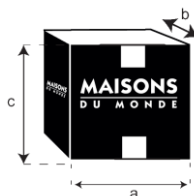
g = 35,5 cm
h = 48,5 cm
i = 13 cm
j = 37,5 cm



X 1

a = 52 cm
b = 40 cm
c = 16 cm

= 12 Kg



X 1

a = 160 cm
b = 58 cm
c = 74 cm

= 74 Kg