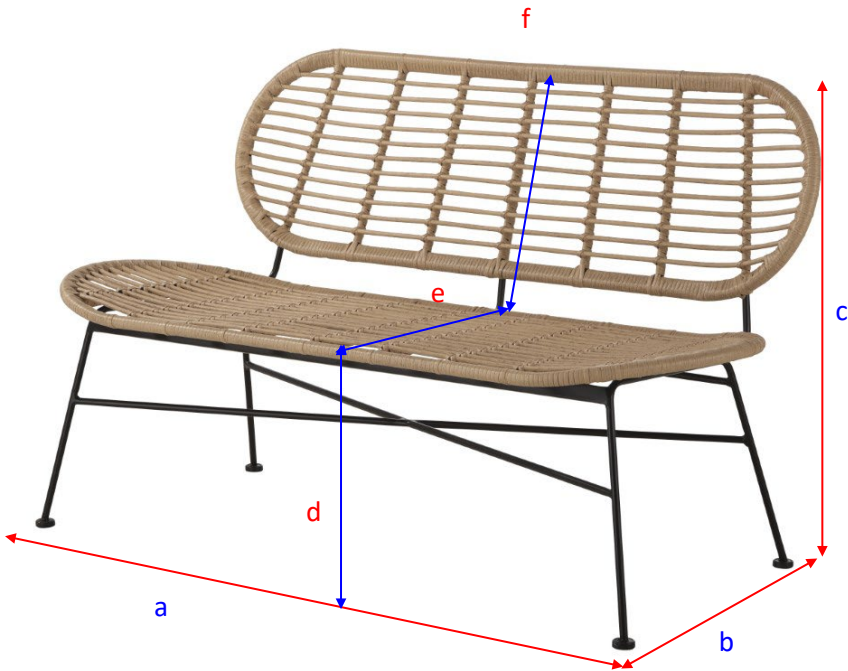
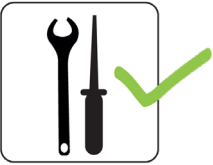



SELVA

209058



a = 126 cm
b = 65 cm
c = 76 cm

d = 38,5 cm
e = 49 cm
f = 37,5 cm



X 1

a = 110 cm
b = 36 cm
c = 60 cm

= 20 Kg