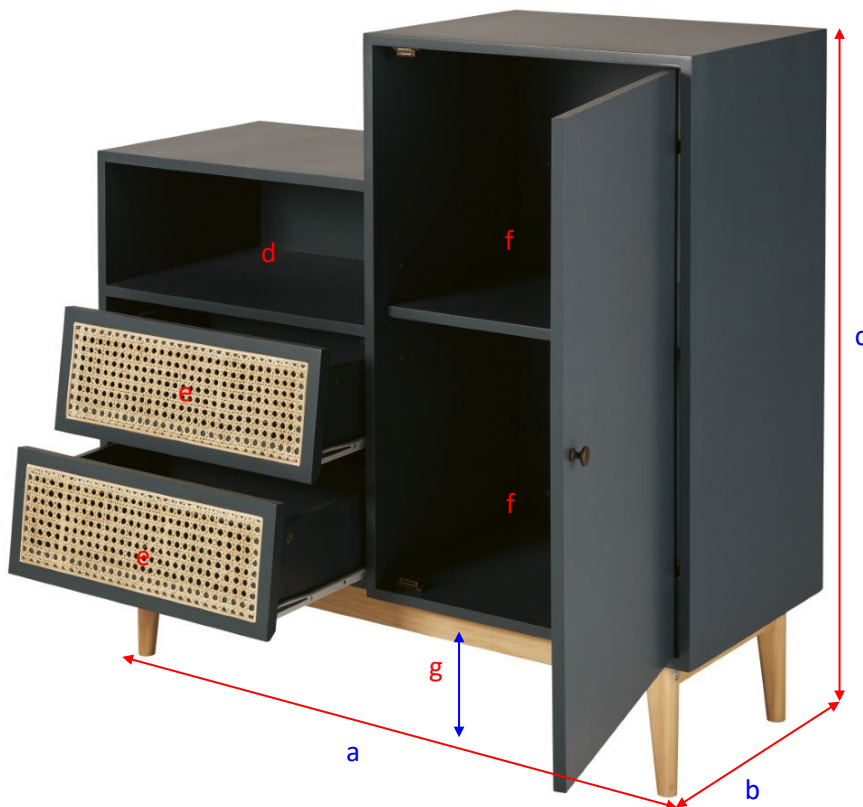
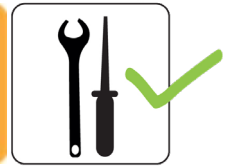



## SUZELLE

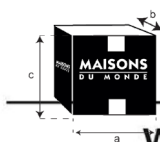
209124



a = 98 cm  
b = 38 cm  
c = 95 cm

d = 46,5x36,5x18 cm  
e = 42x31x10 cm  
f = 48x38x37 cm

g = 13,5 cm



**X 1**

a = 105 cm  
b = 45 cm  
c = 84 cm

**= 37 Kg**