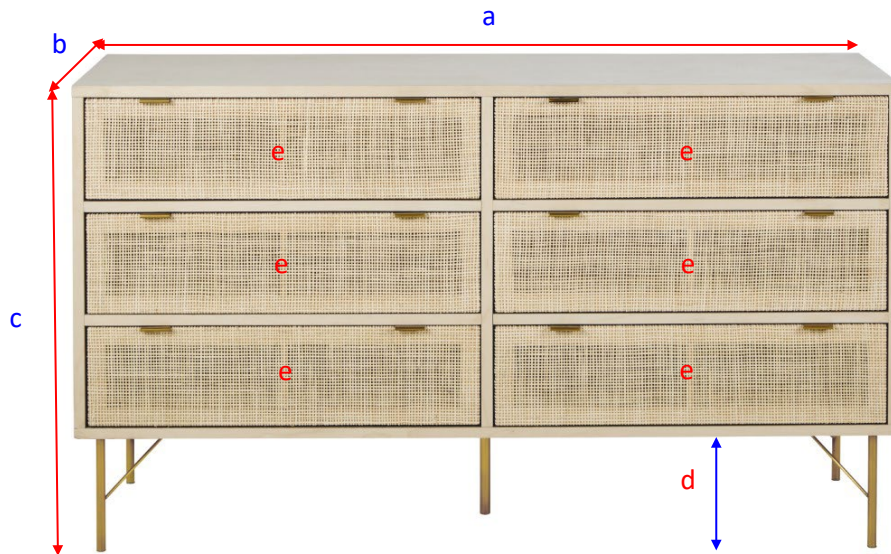
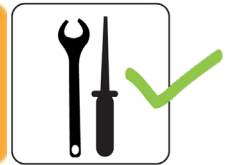



SOLSTICE

209290



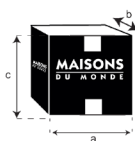
a = 140 cm

b = 45 cm

c = 80 cm

d = 20 cm

e = 63x34x10 cm



X 2

a = 148 cm

b = 66 cm

c = 19 cm

= 42 Kg

a = 79 cm

b = 80 cm

c = 12 cm

= 18 Kg